

# Japan Tourist Visa eGuide

By Paul – Japan Travel Expert

Date: March 2025

## Hey There, Adventurer!

Ready to unlock Japan's wonders without the hassle? Imagine breezing through an online process as smooth as a sushi roll—no embassy visits, no long waits. Let's dive into how Japan's eVisa system makes your travel dreams a reality, and while we're at it, I've thrown in some extra insider tips and travel hacks to make your journey even more epic!



## What's the Buzz?



### eVisa Magic

Japan's electronic tourist visa is your digital ticket to adventure.



### Quick Launch

Launched in June 2019, it's been winning hearts ever since.



### Lightning-Fast

Complete the application in just 20 minutes online.



### Email Delivery

Your approved visa lands right in your inbox—voilà!



### 15-Day Stay


Enjoy up to 15 days of immersive exploration on a single entry.




## Are You Eligible?

If you're from one of the following countries, you're in luck! Just make sure your passport has at least 6 months' validity. Not in the club? You'll need to apply at a local Japan embassy.


Albania	Algeria	Angola	Antigua and Barbuda	Armenia
Azerbaijan	Bahrain	Bangladesh	Belarus	Belize
Benin	Bhutan	Bolivia	Bosnia and Herzegovina	Botswana
Burkina Faso	Burundi	Cambodia	Cameroon	China
Colombia	Comoros	Côte d'Ivoire	Djibouti	Dominica
Dominican Republic	Ecuador	Egypt	Equatorial Guinea	Ethiopia
Fiji	Gabon	Gambia	Georgia	Ghana
Grenada	Guinea	Guinea-Bissau	Guyana	Haiti
India	Indonesia	Jamaica	Jordan	Kazakhstan
Kenya	Kiribati	Kosovo	Kuwait	Kyrgyzstan
Laos	Lebanon	Liberia	Macau	Madagascar
Malawi	Maldives	Marshall Islands	Mauritania	Micronesia
Moldova	Mongolia	Montenegro	Morocco	Mozambique
Myanmar	Namibia	Nauru	Nepal	Nicaragua
Niger	Nigeria	Oman	Pakistan	Palau
Panama	Papua New Guinea	Paraguay	Peru	Philippines
Russia	Rwanda	Saint Lucia	Saint Vincent and the Grenadines	Samoa
Sao Tome and Principe	Saudi Arabia	Senegal	Seychelles	Sierra Leone
Solomon Islands	South Africa	Sri Lanka	Taiwan	Tajikistan
Tanzania	Timor-Leste	Togo	Tonga	Trinidad and Tobago

 Turkmenistan

 Tuvalu


 Uganda

 Vanuatu

 Vatican City

 Vietnam

 Zambia

 Zimbabwe



## How to Apply – Step by Step

Think of it as a quick recipe for travel:

1. **Fill in Your Details:** Pop your personal and passport info into the [Japan eVisa Application Form](#).
2. **Snap & Upload:** Attach a scanned copy of your passport's info page and passport-sized colored photos along with any additional documents.
3. **Hit Send:** Review everything and submit your application.
4. **Pay Up:** Use your debit/credit card to cover the fee.
5. **Voilà!** Check your email for the shiny new eVisa.



## Speed It Up Your Way

Want it fast? Choose from:

- **Normal Processing (26–32 work days):** Standard fee and time.
- **Urgent Processing (20–26 work days):** Need it quicker? There's an extra fee for that.
- **Super Urgent Processing (14–20 work days):** For when time is of the essence, and you're willing to pay a bit more for the fastest turnaround.



## What You'll Need

Keep these essentials handy:



1. **Digital Photo:** A clear travel selfie for your eVisa.
2. **Passport Scan:** A high-res copy of your passport's info page.
3. **Flight Itinerary:** Your booked flight details.
4. **Immigration Proof:** A Permanent Residence Card or existing visa.
5. **Stay Schedule:** A brief daily plan with accommodation info, phone, and address.
6. **Financial Proof:** A bank statement or income certificate to show you can cover expenses.
7. **Next Destination Visa/Letter:** If you're travelling onward, include that visa or a signed statement if not required.
8. **Residential Address:** Proof like a driver's license, utility bill, or lease agreement.



## Insider Tips for a Smooth Visa Journey

Here's where it gets even better. These tips are like secret ingredients that turn an ordinary dish into a gourmet meal:

- Check Your Email Folders:** Sometimes your shiny eVisa might sneak into the spam folder.
- Stay Updated:** Visa rules can change. Bookmark the official site for any updates before you travel.
- Pay Attention to Details:** A small typo can delay your journey—review your application like you'd proofread a text to a friend.
- Have a Backup Plan:** If you're not from one of the eligible countries, research the local embassy requirements in advance.



## Tourist eVisa Validity & Stay Period

- **Validity:** 90 days from when it's issued.
- **Stay Duration:** You can hang out for up to 15 days.
- **Single Entry:** Each trip needs its own eVisa. Plan those return visits wisely!



## Bonus: Navigating Japan Like a Pro

*While you're waiting for your eVisa (or once it's in your hands), why not start planning your adventure? Here are a few nuggets of wisdom to help you navigate Japan like a local:*

- **Local Apps:** Download apps like Hyperdia or Google Maps for effortless transit planning.
- **Cultural Curiosities:** Familiarize yourself with Japanese etiquette—simple gestures can go a long way!
- **Hidden Gems:** Beyond Tokyo and Kyoto, explore quaint towns and serene landscapes that few tourists visit.
- **Foodie Finds:** Ready to indulge? Japanese cuisine is more than sushi—think ramen, okonomiyaki, and so much more.



## Common Pitfalls to Avoid

*Nobody wants a hiccup on their journey. Here's a quick rundown of what NOT to do:*

- **Don't Rush:** Take your time filling out the form—accuracy beats speed every time.
- **Avoid Last-Minute Applications:** Give yourself at least a couple of weeks for processing, especially if you're choosing a normal processing speed.
- **Don't Overlook Expiry Dates:** Ensure your passport is valid for at least six months from your travel date.
- **Don't Forget the Backup:** Have digital copies of all your documents stored safely—just in case!



## Ready to Explore?

In a nutshell, Japan's eVisa system is like your personal fast track to an unforgettable adventure. It's quick, hassle-free, and tailored for travellers who crave simplicity and efficiency. With a simple online process and speedy approvals, you can focus on what really matters—planning your epic journey.

So, what are you waiting for? Your Japanese adventure is just a few clicks away. Let's make those travel dreams come true! Enjoy your journey, and see you in Japan!

*Guide Created by Paul—Your Japan Travel Guru*